


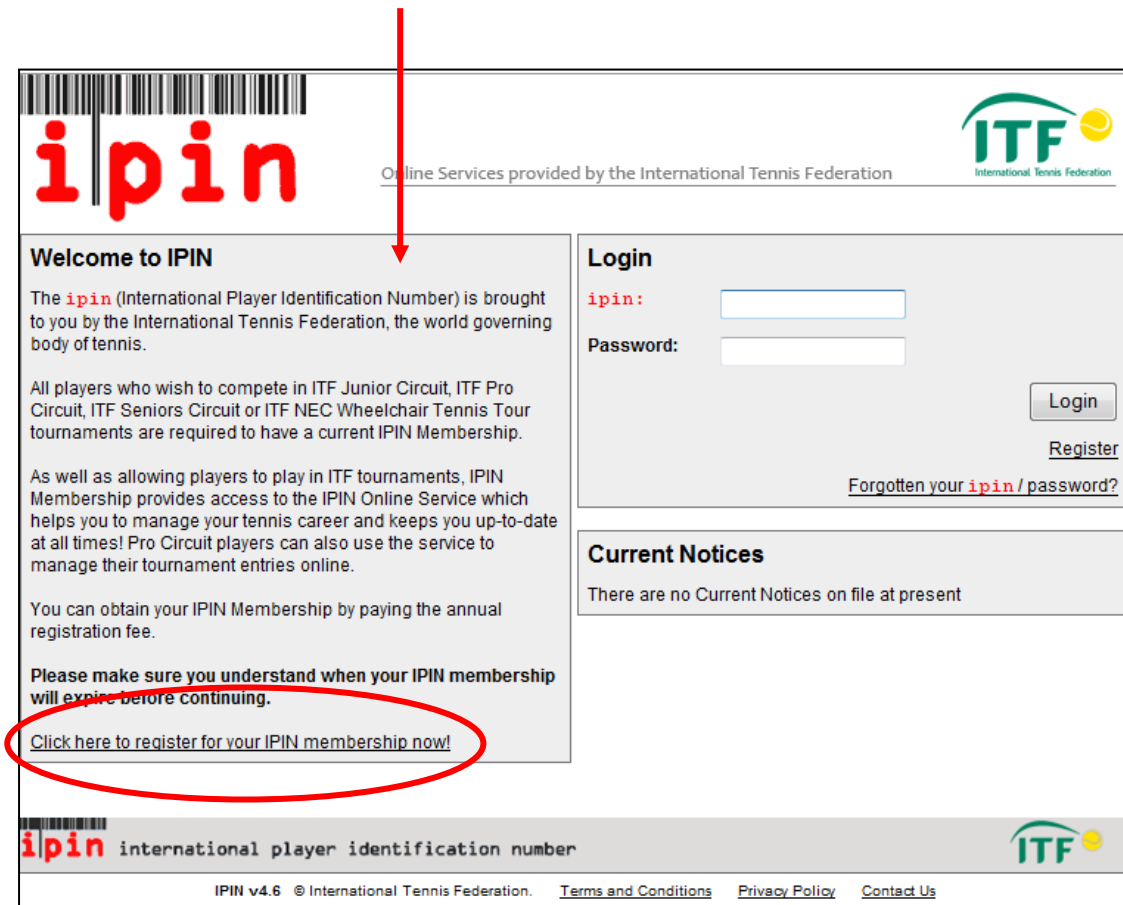
How to Register for an IPIN

Go to the IPIN website; <https://ipin.itftennis.com> and choose an official language:



The screenshot shows the IPIN website home page. At the top left is a barcode and the 'ipin' logo. To the right, it says 'Online Services provided by the International Tennis Federation' and the ITF logo. Below this, there are three language selection options: 'Welcome' with the UK flag and 'English' link, 'Bienvenue' with the French flag and 'Français' link, and 'Recepción' with the Spanish flag and 'Español' link. At the bottom, there is a footer with the IPIN logo, 'international player identification number', and links for 'Terms and Conditions', 'Privacy Policy', and 'Contact Us'.

Read the “Welcome to IPIN” text and click on the link at the bottom of the text:



The screenshot shows the 'Welcome to IPIN' page. A red arrow points from the instruction above to the 'Welcome to IPIN' section. The page contains a 'Welcome to IPIN' section with text explaining the IPIN service and a link to register. To the right is a 'Login' section with input fields for 'ipin:' and 'Password:', and buttons for 'Login', 'Register', and 'Forgotten your ipin / password?'. Below the login section is a 'Current Notices' section stating 'There are no Current Notices on file at present'. The footer is identical to the previous screenshot.

How to Register for an IPIN

There are 9 Steps to complete the IPIN registration:

- Step 1 Verify Your Email
- Step 2 Search for Your Details
- Step 3 Select Your Player Record
- Step 4 Confirm Personal Details
- Step 5 Set Up Account Security
- Step 6 Enter Contact Details
- Step 7 Select Circuit Category (Optional)
- Step 8 Player Welfare Statement
- Step 9 Payment

Step 1. Verify Your Email. All IPIN accounts must be linked to a valid email address that the player can access.

Read the text and submit the email address you want to link to the IPIN account.

The screenshot shows the IPIN registration interface. At the top left is a barcode and the 'ipin' logo. To the right, it says 'Online Services provided by the International Tennis Federation' and the ITF logo. The main content area is titled 'Register for your IPIN Membership' and contains the following text: 'Please enter your email address', 'We will send all messages relating to your ipin Membership to the email address that you specify. We strongly recommend that you use an email account which provides you with access to your messages from anywhere in the world.', and 'Before submitting your email address we strongly recommend that you save the ipin@itftennis.com email address in your email address book. This will ensure that your email account supplier will accept all ipin emails sent from the ITF. Doing this now will reduce the chances of you having problems in registering for your ipin Membership.' Below this is a form with the label 'Enter your email address and click SUBMIT.' and a 'Submit' button. A red arrow points to the 'Submit' button. On the right side of the form, there is a sidebar with a list of steps: 'Step 1 Verify Your Email', 'Step 2 Search for Your Details', 'Step 3 Select Your Player Record', 'Step 4 Confirm Personal Details', 'Step 5 Set Up Account Security', 'Step 6 Enter Contact Details', 'Step 7 Select Circuit Category (Optional)', 'Step 8 Player Welfare Statement', and 'Step 9 Payment'. The footer of the page includes the 'ipin international player identification number' logo, the version 'IPIN v4.6', copyright '© International Tennis Federation', and links for 'Terms and Conditions', 'Privacy Policy', and 'Contact Us'.

NB,

Once you submit an email address, it is not possible to re-submit it a second time. Contact the ITF at IPINJuniors@itftennis.com if this causes a problem.

It is not possible for multiple players to share the same email address.

How to Register for an IPIN

You will see the following message. An email will be sent to you almost immediately:

ipin Online Services provided by the International Tennis Federation

Register for your IPIN Membership

Email Address Verification

You will shortly receive an email confirming that your email account is active and ready to receive **ipin** notifications.

Please check your email account and follow the instructions outlined in this email to guide you through the next stages of the **ipin** Membership registration process.

Step 1 Verify Your Email
Step 2 Search for Your Details
Step 3 Select Your Player Record
Step 4 Confirm Personal Details
Step 5 Set Up Account Security
Step 6 Enter Contact Details
Step 7 Select Circuit Category (Optional)
Step 8 Player Welfare Statement
Step 9 Payment

ipin international player identification number

IPIN v4.6 © International Tennis Federation. [Terms and Conditions](#) [Privacy Policy](#) [Contact Us](#)

If you cannot find the email, check your junk or SPAM inbox. The email will look like this: Click on the link inside the email in order to continue to Step 2.

From: ITF - IPIN NOTIFICATION - DO NOT REPLY [web.BB4860A7-9014-931E-3ECA-D5DF8F63F4D0@ipin.itftennis.com]
To: **IPIN Juniors**
Cc:
Subject: IPIN - Please confirm your email address

Automated Message from The International Tennis Federation, London.

Register for your IPIN Membership

This email has been sent to you to validate the email address you provided during the IPIN registration process.

Click the link below to return to the ITF website and continue the IPIN registration process.

<https://ipin.itftennis.com/newregister/emailreturn.asp?regid=163124&CRC=0x0027d34>

If you cannot click on this link, please copy and paste the entire link shown above into your web browser address bar.

This message has been generated automatically. Please do not reply directly to it. If you have a query regarding the IPI <http://ipin.itftennis.com> or contact the ITF by email, outlining your query. Contact details for all ITF Tennis Circuits whether you play on the ITF Junior Circuit, ITF Pro Circuit, ITF Seniors Circuit or NEC Wheelchair Tennis Tour.

NB,

If clicking on the link does not work, copy and paste the entire link into your web browser address bar and click "enter" on your keyboard.

How to Register for an IPIN

Step 2: Search for your Details.

Submit your Family Name, Gender, Nation & Date of Birth, then click “Submit”.

NB, IPIN uses the English alphabet only. Please do not input å, â, ñ, é, ö, or any other letter, that is not part of the English alphabet. When typing the Family Name, only the 1st letter is in Upper Case.

Register for your IPIN Membership

To register for your **ipin** Membership, please enter your details below and click 'Submit'. If you are currently a tennis player on the ITF Junior, Pro Circuit, ITF Seniors or NEC Wheelchair Tennis Tour and are in our database, we will try to find your player record.

Please enter your personal details

Family Name:

Gender: Choose... ▾

Nation: Choose ▾

Date of Birth: Day ▾ Month ▾ Year ▾

Alternatively enter your IPIN

ipin:

Step 1 Verify Your Email
Step 2 Search for Your Details
Step 3 Select Your Player Record
Step 4 Confirm Personal Details
Step 5 Set Up Account Security
Step 6 Enter Contact Details
Step 7 Select Circuit Category (Optional)
Step 8 Player Welfare Statement
Step 9 Payment

ipin international player identification number

ITF International Tennis Federation

IPIN v4.6 © International Tennis Federation. [Terms and Conditions](#) [Privacy Policy](#) [Contact Us](#)

IF YOU FIND YOUR PLAYER RECORD: Go to Step 3.

IF YOU CANNOT FIND YOUR PLAYER RECORD: see below.

If you are a new player, you will not have a record in the ITF database. You will receive this message:

Your player record could not be found

We were not able to find any players in our database who match the information you supplied in the search form.

You can also try one of the following options:

[Search again for your player record.](#)

If you have thoroughly searched through our player database and have not been able to find details of your player record, then you can request an **ipin** be created for you.

[Request an ipin.](#)

ipin international player identification number

ITF International Tennis Federation

IPIN v4.6 (UAT) © International Tennis Federation. [Terms and Conditions](#) [Privacy Policy](#) [Contact Us](#)

Click the link “Request an ipin”, submit your personal details to the ITF and we will make your player record. When this is done, we will email you within 72 hours. The email will contain a link. Click the link to search again for a record. This time you will find a record.

How to Register for an IPIN

Step 3 Select your Player Record.

Once you have found your player record in the ITF database, select it and click "Submit".

The screenshot shows the IPIN registration interface. At the top left is the IPIN logo and a barcode. To the right is the ITF logo and the text "Online Services provided by the International Tennis Federation". The main heading is "Register for your IPIN Membership". Below this is the section "Select Your Player Record" with the instruction: "Please select your player record from the list below and click on the 'Submit' button." A table lists one player record:

Select	Name	Date of Birth	Last Tournament
<input type="radio"/>	JACOBS, Karel	18 August 1995	Not on file

Below the table, it says "1 player record(s) found." and provides "Submit" and "Cancel" buttons. A sidebar on the right lists the registration steps, with "Step 3 Select Your Player Record" highlighted. At the bottom, there is a footer with the IPIN logo, "international player identification number", and the ITF logo.

Step 4: Confirm Personal Details.

If the details are correct, tick the box and click "Submit".

The screenshot shows the IPIN registration interface at Step 4: Confirm Personal Details. At the top left is the IPIN logo and a barcode. To the right is the ITF logo and the text "Online Services provided by the International Tennis Federation". The main heading is "Register for your IPIN Membership". Below this is the section "Confirm Personal Details" with the instruction: "Here are the details we currently hold on file for you." A list of details is shown:

Full Name	Karel JACOBS
Gender	Male
Nation	South Africa
Date of Birth	18 August 1995
Town/City	Not on file
County/State	Not on file
Country	Not on file
Current Ranking	Not on file
Last Tournament	Not on file

Below the list, it says: "Please carefully examine the information above and tick this box to confirm that this is your player record." A checkbox is checked and circled in red. A "Submit" button is located below the text. A sidebar on the right lists the registration steps, with "Step 4 Confirm Personal Details" highlighted. At the bottom, there is a footer with the IPIN logo, "international player identification number", and the ITF logo.

How to Register for an IPIN

Step 5: Set Up Account Security

Create your own password, which you will use to login to the ipin online service. It must be at least 6 characters long, it can contain upper and lower case letters and numbers, e.g. T3nn1S.

Choose a secret question and answer from the drop down menu.

Click "Submit".

The screenshot shows the IPIN registration interface. At the top left is a barcode and the 'ipin' logo. To the right is the text 'Online Services provided by the International Tennis Federation' and the ITF logo. The main content area is titled 'Register for your IPIN Membership' and contains a 'Security Details' section. This section includes fields for Email (filled with 'jim35@itftennis.com'), Password (masked with dots), Confirm Password (masked with dots), Secret Question (a dropdown menu with 'What was your favorite place to visit?'), and Secret Answer (filled with 'Wimbledon'). A 'Submit' button is located below these fields. On the right side, a vertical list of steps is shown, with 'Step 5 Set Up Account Security' highlighted in bold. The footer contains the 'ipin international player identification number' logo, the text 'IPIN v4.6 (UAT) © International Tennis Federation.', and links for 'Terms and Conditions', 'Privacy Policy', and 'Contact Us'.

How to Register for an IPIN


Step 6: Enter Contact Details.

The information that you provide will only be used by the ITF and authorised affiliated organisations in relation to your participation in ITF Pro Circuit tournaments. We take your privacy very seriously and we will not pass any personal details (including your e-mail address) to any 3rd party without your explicit consent. Please see our Privacy Policy for full details on how we process your personal information.

<p>Register for your IPIN Membership</p> <p>Please check your personal details below and provide us with your contact details.</p> <p>The information that you provide will only be used by the ITF and authorised affiliated organisations in relation to your participation in ITF Pro Circuit tournaments. We take your privacy very seriously and we will not pass any personal details (including your e-mail address) to any 3rd party without your explicit consent. Please see our Privacy Policy for full details on how we process your personal information.</p> <p>If any of the information shown below is incorrect please let us know at ipin@itftennis.com and remember to include details of your ipin.</p> <p>* denotes a required field.</p> <p>Personal Details</p> <p>Full Name: Karel JACOBS Gender: Male Date of Birth: 18 August 1995 Nation: South Africa</p> <p>Contact Details</p> <p>Primary Residence: <input type="text"/> *</p> <p><input type="text"/></p> <p><input type="text"/></p> <p><input type="text"/></p> <p><input type="text"/></p>	<p>Step 1 Verify Your Email Step 2 Search for Your Details Step 3 Select Your Player Record Step 4 Confirm Personal Details Step 5 Set Up Account Security Step 6 Enter Contact Details Step 7 Select Circuit Category (Optional) Step 8 Player Welfare Statement Step 9 Payment</p>
--	---

At the bottom of the page, tick the box and click "Submit".

<p>Town/City: <input type="text" value="Durban"/> *</p> <p>County/State: <input type="text"/></p> <p>Postcode / ZIP: <input type="text"/></p> <p>Country: <input type="text" value="South Africa"/> *</p> <p>Telephone: <input type="text" value="+27 33 56 58 92 14"/> (include country code)</p> <p>Mobile/Cell Phone: <input type="text" value="+27 9 233 587 922"/> (include country code)</p> <p>Please check this box if you would like to receive email information and offers from official ITF Circuit sponsors and/or partners. <input checked="" type="checkbox"/></p> <p><input type="button" value="Submit"/></p>	
--	--

ipin international player identification number 

IPIN v4.6 (UAT) © International Tennis Federation [Terms and Conditions](#) [Privacy Policy](#) [Contact Us](#)

How to Register for an IPIN

Step 7: Select you Circuit Category

Depending on your age, you may be eligible to play on the Professional Circuit as well as the Junior Circuit. Select the category that suits you best and click “Submit”.

The screenshot shows the IPIN registration interface. At the top left is a barcode and the 'ipin' logo. To the right, it says 'Online Services provided by the International Tennis Federation' and the ITF logo. The main heading is 'Register for your IPIN Membership'. Below this is the 'Tennis Category' section. It states: 'You are eligible to play on more than one ITF Circuit. If you intend to exclusively play in ITF Junior tournaments, register for the Junior IPIN Membership by clicking on the 'Juniors' option below. If you intend to play in any ITF Pro Circuit tournaments, select the 'Juniors and Pro Circuits' option. This option will include Juniors Membership for no extra cost. Pricing information will appear on the payment page.' There are two radio button options: 'Juniors: US\$30.00' and 'Juniors and Pro Circuits: US\$55.00'. A 'Submit' button is located below these options. On the right side, a vertical list of steps is shown, with 'Step 7 Select Circuit Category (Optional)' highlighted. Below the main content is a red-bordered box with the text: 'IMPORTANT Please note that you will only be age eligible to play in Junior Circuit tournaments until the last tournament of the current year. If you intend to play Pro Circuit tournaments next year we advise you to register for the Juniors And Pro Circuit IPIN Membership so you can have an active IPIN Membership until the end of next year'. At the bottom, there is a footer with the 'ipin international player identification number' logo, the ITF logo, and the text 'IPIN v4.6 (UAT) © International Tennis Federation. Terms and Conditions Privacy Policy Contact Us'.

NB,

If you choose to register for Juniors only, then later in the year you decide to play Professional Circuit tennis, it is possible to upgrade your IPIN membership to include Professional Circuits. This can be done from within your IPIN account, on the “registration details” page. Alternatively, contact the ITF at IPIN@itftennis.com.

How to Register for an IPIN

Step 8: Player Welfare Statement

All players must sign a Player Welfare Statement. Please read the statement.



Online Services provided by the International Tennis Federation



Register for your IPIN Membership

Please read and acknowledge the Player Welfare Statement below before continuing to our secure payment page to complete your registration.

Player Welfare Statement

1. Agreements of the Player

I declare that I am aware of and will abide by the Rules of Tennis, as approved by the International Tennis Federation, the ITF Pro Circuit and/or ITF Junior Circuit and/or ITF Seniors and/or ITF Wheelchair Tennis Regulations and Code of Conduct, as amended from time to time by the ITF Men's and Women's and/or Junior and/or Seniors and/or Wheelchair Tennis Circuit Committees (the "Rules"). The Rules include, but are not limited to the Age Eligibility Rule; the ITF Tennis Anti-Doping program; the Uniform Tennis Anti-Corruption Program and the ITF Player Welfare Policy. Finally, I understand that this agreement will remain in full force and effect until I further advise the ITF in writing that I am permanently retiring from participation in tennis with immediate effect.

Waivers

I understand that there are inherent risks involved in my participation in ITF Tournaments, including, but not limited to, those associated with weather conditions, playing conditions, equipment, other participants and spectators. I fully assume the risks associated with my participation in the Tournaments. To the full extent permissible by law I waive any and all claims that I, my heirs or legal representatives may have against the ITF, the Tournaments, or any ITF sponsor or against any director, officer, employee, authorized agent or independent contractor of any of them for personal injury and/or any loss or damage that is incurred during my participation in a Tournament or arising in conjunction with any decision, ruling or action of any of them or their directors, officers, employees, authorized agent or independent contractor with respect to all matters within their respective jurisdictions.

I hereby accept that in the event of a tournament being cancelled for reasons of force majeure or a perceived risk in the opinion of the ITF or tournament organiser, the ITF or tournament organiser accepts no liability for unrecoverable costs including, but not limited to, airfares and accommodation costs.

Insurance

I understand and agree that it is my responsibility to have in place appropriate travel, medical and personal accident insurance for myself when participating in any ITF Tournament.

2. Anti-Doping Consent

I am bound by and will comply with the Tennis Anti-Doping Programme (the "Anti-Doping Programme"), a copy of which is available upon request from the ITF or may be downloaded at

Step 1 Verify Your Email
Step 2 Search for Your Details
Step 3 Select Your Player Record
Step 4 Confirm Personal Details
Step 5 Set Up Account Security
Step 6 Enter Contact Details
Step 7 Select Circuit Category (Optional)
Step 8 Player Welfare Statement
Step 9 Payment

At the bottom of the page, the Junior player's parent or legal guardian must accept the statement, provide contact details and click "Confirm".

Player Agreement

I, Karel JACOBS, have read, understood, consent and agree to the above agreements of the player (section 1), Anti-Doping Consent (section 2), and Anti-Corruption Consent (section 3), Eligibility for Wheelchair Tennis Players (section 4) (where applicable) and Minor Medical release (section 5) (where applicable). If I am under 18 years old, my parents and/or legal guardian have also read and accept this agreement on my behalf.

Tick this checkbox to indicate that you and (if you are under 18 years old) that your parents and/or legal guardian have read and accept the IPIN Player Welfare Statement.

Parent/Legal Guardian Agreement



Name of Parent/Guardian:

I, as parent / legal guardian of Karel JACOBS, have read, understood, consent and agree to the above agreements of the player (section 1), Anti-Doping Consent (section 2), and Anti-Corruption Consent (section 3), Eligibility for Wheelchair Tennis Players (section 4) (where applicable) and Minor Medical release (section 5) (where applicable). If I am under 18 years old, my parents and/or legal guardian have also read and accept this agreement on my behalf.

Tick this checkbox to indicate you have read and accept the IPIN Parental/Legal Guardian Agreement

Contact Email of Parent:

Contact phone of parent:



How to Register for an IPIN

Step 9: Payment

Review your registration details. Accept the Terms and Conditions by ticking the box.

Register for your IPIN Membership

IPIN Membership Payment

To use the **ipin** Online Service you must pay the annual **ipin** Membership fee.

Please check the details shown below and read the Terms & Conditions of usage before entering our secure payment page to complete your registration.

Registration Details

Name	Email	IPIN Membership Dates	IPIN Membership	Registration Fee
Karel JACOBS	jim35@itftennis.com	17 Apr 2013 to 31 Dec 2013	Juniors Tennis	US\$30.00

Terms and Conditions

The following Terms and Conditions apply to your use of the IPIN Online Service at <https://ipin.itftennis.com> (the "Website") and to your registration and payment for an IPIN Membership from the International Tennis Federation (together the "IPIN Services").

These Terms & Conditions form a legally binding agreement between you and the International Tennis Federation in relation to your use of the Website and IPIN Services. It is important that you take time to read them carefully and we recommend that you print a copy off for your records.

If you breach these Terms & Conditions, we may take legal action against you, suspend or terminate your membership / registration and prevent your participation in any event which we may run in the future.

In case of discrepancy between the English, French or Spanish versions of these Terms & Conditions, or any other content within the Website, the English version shall prevail.

1. INTRODUCTION

1.1 The Website and IPIN Services are operated by ITF Licensing (UK) Limited ("the ITF") of Bank Lane, Roehampton, London, SW15 5XZ, United Kingdom. We are incorporated in England & Wales. Our company registration number is 2584446, and our VAT number is GB726079327.

Please check this box to indicate you have read and accepted the Terms and Conditions relating to your use of the **ipin** Online Service.

Payment Method




Step 1 Verify Your Email
Step 2 Search for Your Details
Step 3 Select Your Player Record
Step 4 Confirm Personal Details
Step 5 Set Up Account Security
Step 6 Enter Contact Details
Step 7 Select Circuit Category (Optional)
Step 8 Player Welfare Statement
Step 9 Payment

At the bottom of the page, you can make a payment via credit card, by clicking "Confirm" You will be transferred to WorldPay. Follow the instructions to make the payment.

If you cannot pay via credit card, click the link "Credit Card Problems" and follow the instructions for an alternative method of payment.

Please check this box to indicate you have read and accepted the Terms and Conditions relating to your use of the **ipin** Online Service.


Payment Method

The IPIN Membership Fee is shown below. Please click the "Confirm" button below to proceed to our secure WorldPay online credit card payment page. **N.B. Players will be liable for all charges incurred by the ITF as a result of rejected credit card transactions.**

Pay with credit card using our secure server. You will be charged US\$30.00.

[Credit Card problems?](#)

ipin international player identification number 

How to Register for an IPIN

Once you have selected a payment option and followed the instructions, you will receive a message informing you that you have registered for an IPIN.

ipin Online Services provided by the International Tennis Federation

Register for your IPIN Membership

Registration Completed

Your IPIN registration has been successfully submitted for processing. You will now receive confirmation of your IPIN membership by email.

Please ensure that you keep a record of your **ipin** and the password, which you supplied during the registration process, as you will require these details in order to use the **ipin** Online Service.

Thank you for registering for **ipin** Membership.

[Return to the IPIN home page](#)

ipin international player identification number

IPIN v4.6 (UAT) © International Tennis Federation. [Terms and Conditions](#) [Privacy Policy](#) [Contact Us](#)

You will receive your IPIN number via email. It will be sent to the registered email address that you used in Step 1.

Dear Karel

You have successfully registered for your IPIN Membership and now have access to the IPIN Online Service. Your membership details appear below.

IPIN: JAC1120721

Given Name: Karel

Family Name: JACOBS

Email Address: jim35@itftennis.com

Registration Date: 17 Apr 2013

Expiry Date: 31 Dec 2013

IPIN Membership: Juniors Circuit

Payment Reference: IOS-REG-OS-JUN-JAC1120721-0000174452

Once you have received your IPIN number, you can go to www.itftennis.com/ipin and login to your IPIN account.

If you are a Tennis Europe player, you can go to www.tenniseurope.org and login. If you are a new player, you may need to create a Tennis Europe account. For instructions, please contact Tennis Europe:

Tennis Europe	Telephone: 41 61 335 90 40
Zur Gempenfluh 36	Fax: 41 61 331 72 53
CH-4059 Basel	President: Mr Jacques Dupré
	Secretary: Mr Olli Maenpaa
	E-mail: contactus@tenniseurope.org
	Website: www.tenniseurope.org